

Scaled data based on original data using  
LM-79-08 Approved Method: Electrical and Photometric Measurements of Solid-  
State Lighting Products

Test Report Prepared for  
Cooper Lighting Solutions  
(formerly Eaton)

Brand: STREETWORKS

Report Number: P194087

Luminaire Tested: **GAN-AF-09-LED-U-T4FT-8030-1200-ADJ**

Issue Date: 3/3/2020

**Test Information**

Test Method: LM-79-08  
Report Number: P194087  
TEST IS SCALED FROM IESNA LM-79-08 TEST DATA (P24295)  
Test Lab: INNOVATION CENTER P2  
Issue Date: 3/3/2020  
Manufacturer: COOPER LIGHTING SOLUTIONS (FORMERLY EATON)  
Product Line: STREETWORKS  
Catalog Number: GAN-AF-09-LED-U-T4FT-8030-1200-ADJ  
Description: GALLEON AREA AND ROADWAY LUMINAIRE  
(9) 80 CRI, 3000K, 1200mA LIGHTSQUARES WITH 16 LEDS EACH AND TYPE IV FORWARD THROW OPTICS  
Light Source: -  
Ballast/Driver: ELECTRONIC DRIVER

**Summary**

Lumens per Lamp: N/A  
Luminaire Lumens: 47920 lumens  
Efficiency: N/A  
Efficacy: 83.3 lumens/watt  
Luminous Opening: Rectangular (W 2.5' x L: 1' x H: 0')  
IES Classification: Type IV - Short - Non-Cutoff  
BUG Rating: B3 - U0 - G5

Input Watts (W): 575  
Input Voltage (V): NR  
Input Current (Ain): NR  
Voltage Rise (V): NR  
Power Factor: NR  
Total Harmonic Distortion (THDi): NR  
Frequency (hertz): 60  
Stabilization Time: NR  
Operation Time: NR  
Ambient Temperature (°C): NR  
Test Distance: 28.75 FT

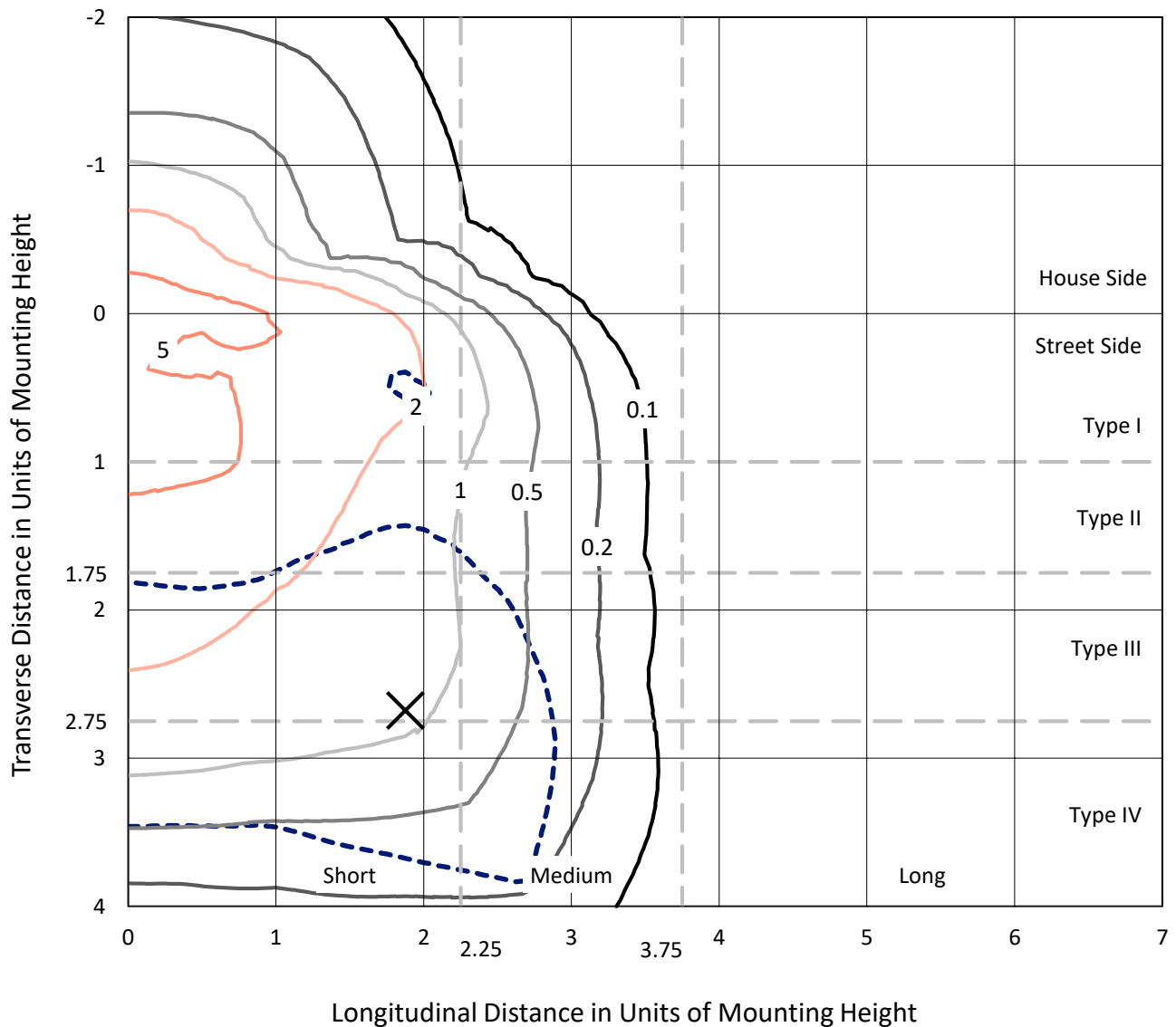


REPORT NUMBER: P194087

CATALOG NUMBER: GAN-AF-09-LED-U-T4FT-8030-1200-ADJ

### Iso-Footcandle Lines of Horizontal Illumination

× Max cd  
 - - - 1/2 Max cd

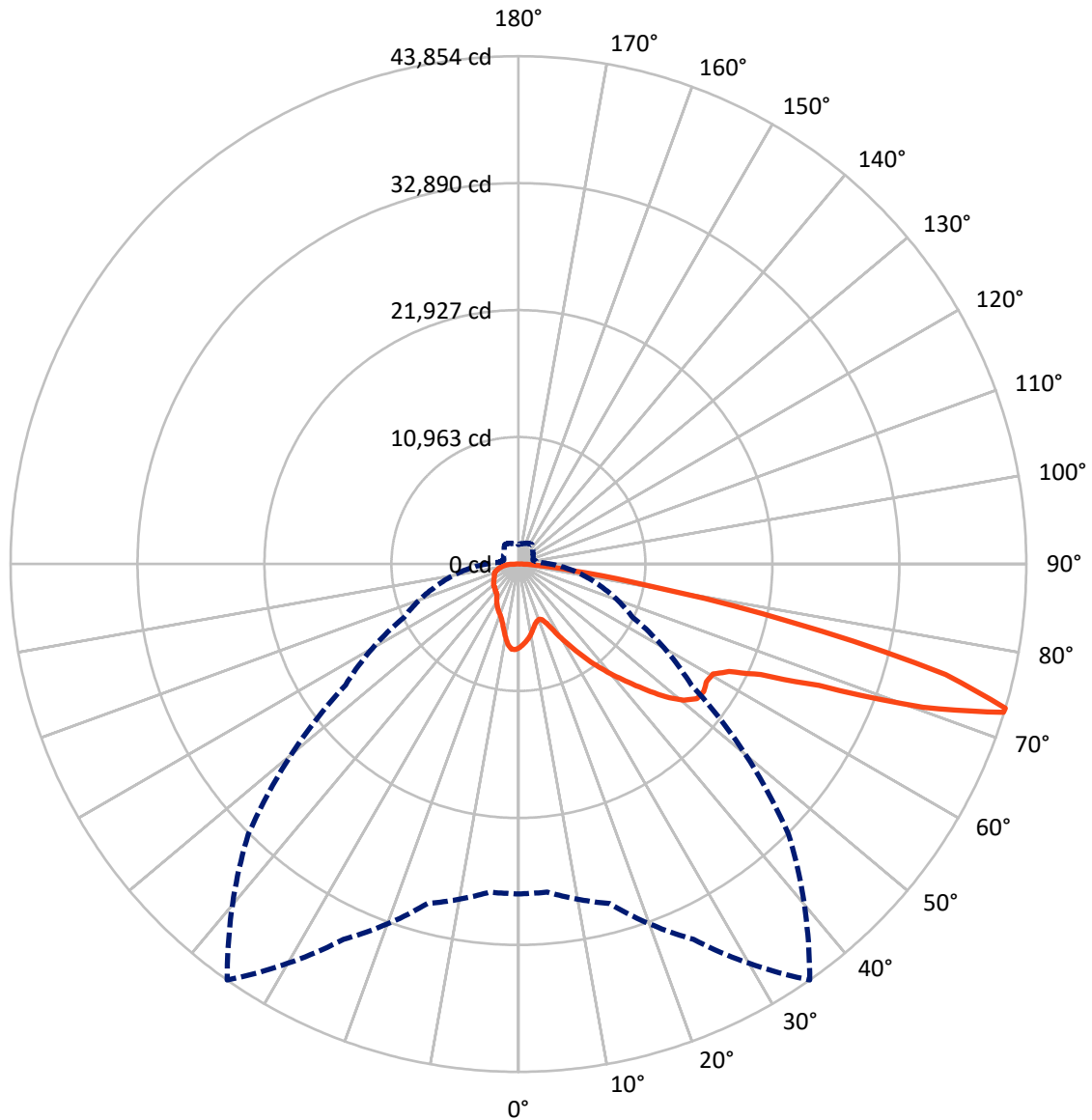


Based on 30 foot mounting height. Maximum calculated value = 8 fc  
 Type IV - Short - Non-Cutoff

REPORT NUMBER: P194087

CATALOG NUMBER: GAN-AF-09-LED-U-T4FT-8030-1200-ADJ

### Luminous Intensity Polar Plot



— Vertical Plane Through 35-Deg Lateral      - - - Horizontal Cone Through 73-Deg Vertical

REPORT NUMBER: P194087

CATALOG NUMBER: GAN-AF-09-LED-U-T4FT-8030-1200-ADJ

**FLUX DISTRIBUTION:**

		Downward	Upward	Total
<b>House Side</b>	Lumens	9139.7	0.0	9139.7
	% Fixture	19.1	0.0	19.1
<b>Street Side</b>	Lumens	38780.3	0.0	38780.3
	% Fixture	80.9	0.0	80.9
<b>Total</b>	Lumens	47920.0	0.0	47920.0
	% Fixture	100.0	0.0	100.0

**Coefficient of Utilization**

**ZONAL LUMENS:**

Zone	Lumens	% Fixture
0°-10°	654.8	1.4
10°-20°	1634.2	3.4
20°-30°	2641.9	5.5
30°-40°	4430.1	9.2
40°-50°	6828.8	14.3
50°-60°	9161.5	19.1
60°-70°	12205.0	25.5
70°-80°	9308.7	19.4
80°-90°	1055.1	2.2
90°-100°	0.0	0.0
100°-110°	0.0	0.0
110°-120°	0.0	0.0
120°-130°	0.0	0.0
130°-140°	0.0	0.0
140°-150°	0.0	0.0
150°-160°	0.0	0.0
160°-170°	0.0	0.0
170°-180°	0.0	0.0
0°-90°	47920.0	100.0
0°-180°	47920.0	100.0



REPORT NUMBER: P194087

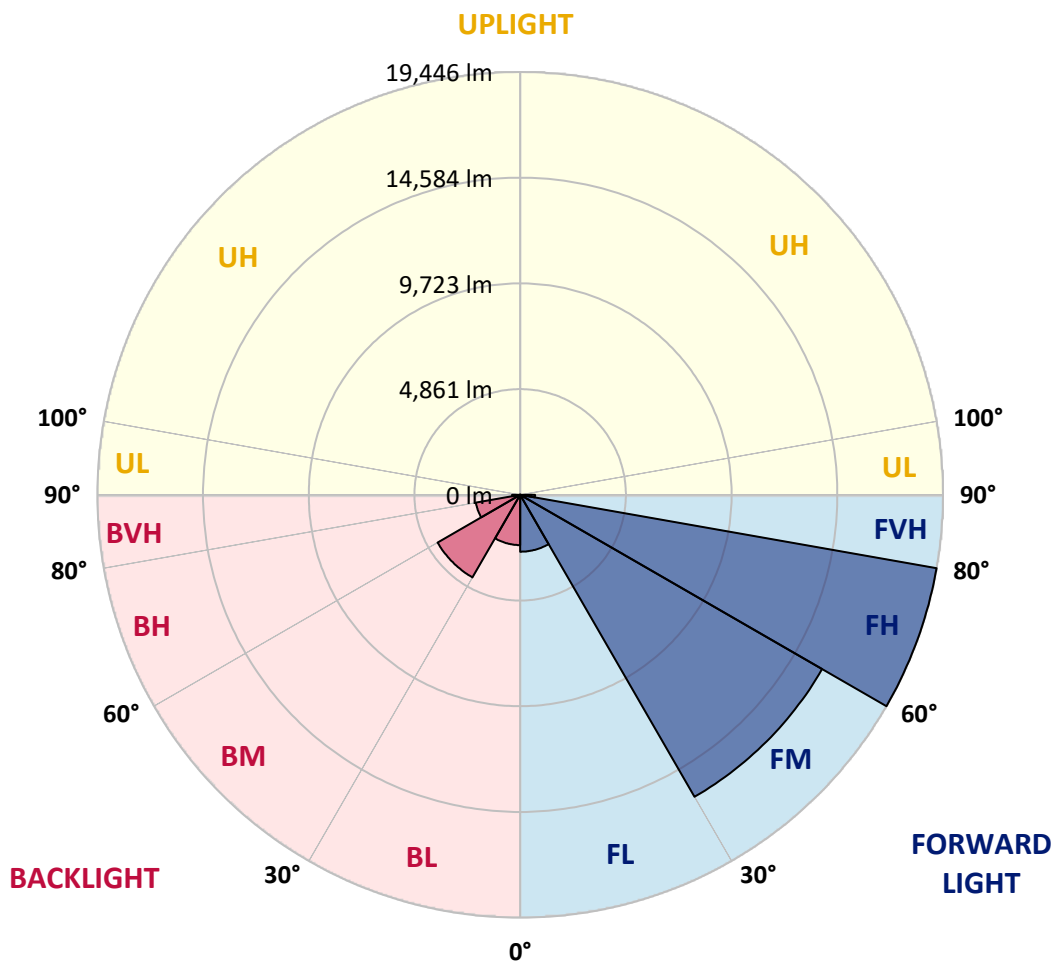
CATALOG NUMBER: GAN-AF-09-LED-U-T4FT-8030-1200-ADJ

**LUMINAIRE CLASSIFICATION SYSTEM LUMEN TABLE AND BUG RATING:**

Zone		Lumens	% Fixture	Zone Rating/Lumen Limit		
				B	U	G
FL	(0°-30°)	2618.0	5.5			
FM	(30°-60°)	16034.3	33.5			
FH	(60°-80°)	19445.9	40.6			G5
FVH	(80°-90°)	682.0	1.4			G4/750
BL	(0°-30°)	2312.8	4.8	B3/2500		
BM	(30°-60°)	4386.0	9.2	B3/5000		
BH	(60°-80°)	2067.8	4.3	B3/2500		G3/2500
BVH	(80°-90°)	373.1	0.8			G3/500
UL	(90°-100°)	0.0	0.0		U0/0	
UH	(100°-180°)	0.0	0.0		U0/0	

**BUG Rating: B3-U0-G5**

Type IV Short





REPORT NUMBER: P194087

CATALOG NUMBER: GAN-AF-09-LED-U-T4FT-8030-1200-ADJ

**CANDELA DISTRIBUTION (FULL):**

	0°	5°	15°	25°	35°	45°	55°	65°	75°	85°	90°
0°	7232.6	7232.6	7232.6	7232.6	7232.6	7232.6	7232.6	7232.6	7232.6	7232.6	7232.6
2.5°	6947.3	6961.1	6945.0	6965.7	7000.2	7037.0	7062.3	7099.1	7140.6	7198.1	7211.9
5°	6620.5	6641.2	6641.2	6678.0	6744.8	6804.6	6859.8	6919.7	7007.1	7106.1	7145.2
7.5°	6261.5	6273.0	6293.7	6349.0	6445.6	6530.8	6609.0	6705.6	6825.3	6956.5	7025.5
10°	5828.9	5845.0	5877.2	5955.5	6086.6	6204.0	6316.7	6450.2	6602.1	6765.5	6852.9
12.5°	5522.8	5518.2	5532.0	5589.6	5704.6	5847.3	6010.7	6181.0	6367.4	6558.4	6664.2
15°	5419.3	5394.0	5341.0	5327.2	5389.4	5532.0	5720.7	5930.1	6153.4	6383.5	6514.6
17.5°	5483.7	5440.0	5295.0	5189.2	5180.0	5288.1	5488.3	5723.0	5980.8	6261.5	6424.9
20°	5888.7	5785.2	5428.5	5182.3	5097.1	5150.0	5324.9	5573.5	5877.2	6250.0	6459.4
22.5°	6857.5	6705.6	5948.6	5490.6	5203.0	5138.5	5269.7	5534.3	5888.7	6392.7	6659.6
25°	8268.1	8051.8	6841.4	6259.2	5665.5	5322.6	5352.6	5624.1	6052.1	6724.1	7046.2
27.5°	9381.9	9241.5	8008.1	7343.1	6507.7	5819.7	5621.8	5849.6	6385.8	7267.1	7596.2
30°	10044.7	9959.5	9255.4	8571.9	7582.4	6611.3	6137.3	6273.0	6908.1	8019.6	8291.2
32.5°	10813.3	10762.6	10417.5	9789.2	8742.2	7651.4	6954.2	6905.8	7607.7	8924.0	9048.2
35°	11609.5	11593.4	11390.9	10939.8	9987.1	9022.9	8038.0	7711.3	8369.4	9862.9	9784.6
37.5°	12350.4	12322.8	12205.5	11943.1	11289.6	10495.7	9142.6	8537.4	9190.9	10760.3	10412.9
40°	13715.0	13498.7	13096.0	12898.1	12605.9	11736.0	10019.3	9308.3	10042.4	11616.4	10955.9
42.5°	15378.8	15026.7	14276.5	14005.0	13963.6	12714.0	10617.7	10056.2	10900.7	12465.5	11489.8
45°	16688.2	16356.8	15710.2	15367.3	15519.2	13600.0	11218.3	10854.7	11784.4	13356.1	12039.8
47.5°	18085.0	17564.9	16708.9	16812.4	17143.8	14437.6	11830.4	11713.0	12753.2	14352.5	12723.2
50°	18135.6	17737.5	17362.4	17981.4	18496.9	15208.5	12596.7	12612.8	13938.3	15606.6	13632.2
52.5°	17084.0	16998.8	17594.8	18568.2	19311.5	15818.3	13468.8	13542.5	15454.7	17047.2	14630.9
55°	16715.8	16619.1	17307.2	18363.4	19422.0	16322.3	14414.6	14548.1	17288.8	18565.9	15604.3
57.5°	17613.3	17399.2	17445.3	18266.8	19152.7	16874.6	15445.5	15714.8	19281.6	19893.7	16230.2
60°	20121.5	19663.6	18793.8	18773.0	19297.7	17703.0	16637.5	16966.6	21352.7	20528.8	15986.3
62.5°	23640.0	23182.1	21552.9	20492.0	20413.8	19069.9	18101.1	18188.5	22549.3	19668.2	14497.4
65°	27448.5	27038.9	25218.7	23720.6	22998.0	21334.3	19801.7	18733.9	22158.1	17300.3	11892.5
67.5°	32071.6	31632.1	30067.3	28684.2	27989.3	24988.5	20996.0	18211.6	19675.1	13402.1	8548.9
70°	35304.7	34856.0	34239.3	35360.0	37060.5	30260.5	21150.2	16087.6	14695.4	8907.9	5145.4
72.5°	31086.7	30877.3	32002.5	36722.3	43805.3	33459.2	19118.2	11713.0	8535.1	4728.9	2977.7
73°	28481.7	28435.7	30354.9	35767.3	43853.6	32966.7	18227.7	10886.9	7320.1	4183.5	2722.3
75°	12861.3	13231.8	17438.4	27319.6	38100.7	27165.5	12829.1	6245.4	4135.2	2890.3	2055.0
77.5°	3090.5	3219.4	5456.1	12974.1	24061.2	16188.8	5812.8	3088.2	2644.1	2041.1	1500.4
80°	1316.3	1360.0	2101.0	4793.4	11328.7	6519.3	2678.6	2068.8	1829.4	1424.4	1051.6
82.5°	731.8	777.8	1192.0	2174.6	4572.4	2222.9	1633.8	1440.5	1203.5	858.3	683.5
85°	414.2	439.5	697.3	1215.0	1937.6	892.9	978.0	957.3	678.8	441.8	336.0
87.5°	195.6	211.7	336.0	563.8	759.4	349.8	497.1	547.7	425.7	269.2	174.9
90°	0.0	0.0	0.0	0.0	0.0	0.0	0.0	0.0	0.0	0.0	0.0



REPORT NUMBER: P194087

CATALOG NUMBER: GAN-AF-09-LED-U-T4FT-8030-1200-ADJ

**CANDELA DISTRIBUTION (continued):**

	95°	105°	115°	125°	135°	145°	155°	165°	175°	180°
0°	7232.6	7232.6	7232.6	7232.6	7232.6	7232.6	7232.6	7232.6	7232.6	7232.6
2.5°	7228.0	7269.4	7317.8	7343.1	7366.1	7393.7	7421.3	7421.3	7425.9	7428.2
5°	7177.4	7262.5	7338.5	7370.7	7377.6	7377.6	7370.7	7333.9	7301.7	7315.5
7.5°	7071.5	7195.8	7260.2	7248.7	7161.3	7060.0	6974.9	6871.3	6818.4	6809.2
10°	6919.7	7062.3	7073.8	6958.8	6742.5	6526.2	6346.7	6171.8	6088.9	6068.2
12.5°	6751.7	6882.8	6809.2	6572.2	6224.7	5909.4	5681.6	5504.4	5426.2	5405.5
15°	6615.9	6705.6	6519.3	6146.5	5709.2	5375.6	5186.9	5055.7	5000.5	4984.4
17.5°	6544.6	6563.0	6222.4	5718.4	5253.6	4975.2	4857.8	4795.7	4775.0	4763.4
20°	6579.1	6450.2	5939.4	5320.3	4880.8	4685.2	4657.6	4641.5	4636.9	4630.0
22.5°	6751.7	6415.7	5679.3	4942.9	4554.0	4468.9	4491.9	4489.6	4485.0	4480.4
25°	7060.0	6445.6	5426.2	4584.0	4280.2	4261.8	4303.2	4303.2	4284.8	4284.8
27.5°	7467.3	6507.7	5143.1	4243.4	4031.7	4034.0	4066.2	4057.0	4036.3	4022.5
30°	7964.4	6546.9	4811.8	3937.3	3799.3	3790.0	3799.3	3760.1	3698.0	3693.4
32.5°	8473.0	6498.5	4427.5	3665.8	3553.0	3532.3	3525.4	3470.2	3398.8	3378.1
35°	8933.2	6321.3	4036.3	3449.5	3318.3	3272.3	3304.5	3286.1	3221.7	3205.5
37.5°	9269.2	5992.3	3684.2	3258.5	3150.3	3138.8	3159.5	3166.4	3090.5	3074.4
40°	9494.7	5545.8	3382.7	3097.4	3118.1	3074.4	3005.3	2957.0	2934.0	2927.1
42.5°	9676.5	5081.0	3129.6	3021.5	3125.0	2998.4	2848.9	2770.6	2812.0	2830.5
45°	9885.9	4627.7	2917.9	2927.1	3090.5	2911.0	2740.7	2664.8	2680.9	2685.5
47.5°	10173.5	4075.4	2690.1	2775.2	2975.4	2851.2	2674.0	2565.8	2489.9	2455.4
50°	10571.6	3421.9	2453.1	2604.9	2862.7	2807.4	2570.4	2455.4	2315.0	2282.8
52.5°	10847.8	2812.0	2257.5	2462.3	2761.4	2720.0	2487.6	2338.0	2190.7	2163.1
55°	10698.2	2335.7	2087.2	2303.5	2628.0	2611.8	2418.5	2218.3	2103.3	2080.3
57.5°	9950.3	2034.2	1956.0	2153.9	2464.6	2519.8	2326.5	2117.1	2034.2	2018.1
60°	8523.6	1845.5	1873.2	2052.7	2331.1	2427.7	2234.4	2061.9	2006.6	1995.1
62.5°	6613.6	1719.0	1811.0	1979.0	2227.5	2363.3	2183.8	2055.0	2034.2	2020.4
65°	4738.1	1617.7	1744.3	1905.4	2133.2	2303.5	2165.4	2045.8	2050.4	2038.8
67.5°	3219.4	1528.0	1663.8	1822.5	2041.1	2250.6	2140.1	2013.5	2071.1	2057.3
70°	2252.9	1440.5	1569.4	1716.7	1926.1	2176.9	2094.1	1965.2	1960.6	1905.4
72.5°	1758.1	1325.5	1440.5	1569.4	1778.8	2073.4	2002.0	1857.1	1781.1	1723.6
73°	1677.6	1297.9	1408.3	1537.2	1746.6	2048.1	1976.7	1827.1	1742.0	1689.1
75°	1387.6	1178.2	1279.5	1394.5	1608.5	1928.4	1852.5	1691.4	1583.2	1551.0
77.5°	1090.8	1007.9	1104.6	1208.1	1417.5	1753.5	1668.4	1514.2	1454.3	1426.7
80°	807.7	835.3	920.5	1012.5	1228.8	1567.1	1491.2	1337.0	1603.9	1537.2
82.5°	568.4	632.8	711.1	793.9	1030.9	1385.3	1293.3	1134.5	1173.6	975.7
85°	336.0	414.2	487.9	559.2	743.3	1148.3	1067.7	904.4	741.0	706.5
87.5°	195.6	230.1	250.8	324.5	510.9	865.2	752.5	669.6	384.3	260.0
90°	0.0	0.0	0.0	0.0	0.0	0.0	0.0	0.0	0.0	0.0

(END OF REPORT)